



295W Half-Cell Module

JAP60S10 275-295/SC Series

Introduction

The modules assembled with half cells not only generate more power output, but also perform better during daily operation as a result of lower temperature coefficient of power, along with reduced shading effect on the energy generation, lower risk of hot spot, and enhanced tolerance for mechanical loading.



Higher output power



Lower temperature coefficient



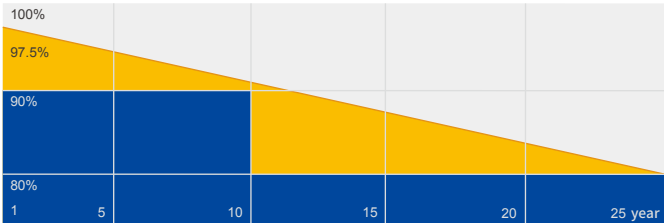
Less shading effect



Better mechanical loading tolerance

Superior Warranty

- 12-year product warranty
- 25-year linear power output warranty



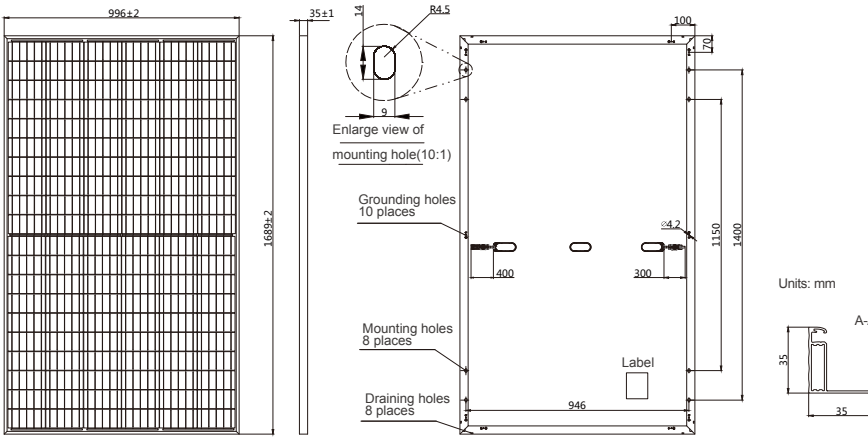
■ JA Linear Power Warranty ■ Industry Warranty

Comprehensive Certificates

- IEC 61215, IEC 61730
- ISO 9001: 2015 Quality management systems
- ISO 14001: 2015 Environmental management systems
- OHSAS 18001: 2007 Occupational health and safety management systems
- IEC TS 62941: 2016 Terrestrial photovoltaic (PV) modules – Guidelines for increased confidence in PV module design qualification and type approval



MECHANICAL DIAGRAMS



Remark: customized frame color and cable length available upon request

SPECIFICATIONS

| | |
|--------------------------|--------------------------------------|
| Cell | Poly |
| Weight | 18.7kg±3% |
| Dimensions | 1689±2mm×996±2mm×35±1mm |
| Cable Cross Section Size | 4mm ² |
| No. of cells | 120 (6×20) |
| Junction Box | IP68, 3 diodes |
| Connector | QC 4.10 (1000V) QC 4.10-35(1500V) |
| Packaging Configuration | 30 Per Pallet |

ELECTRICAL PARAMETERS AT STC

| TYPE | JAP60S10 -275/SC | JAP60S10 -280/SC | JAP60S10 -285/SC | JAP60S10 -290/SC | JAP60S10 -295/SC |
|---|---|---------------------|---------------------|---------------------|---------------------|
| Rated Maximum Power(Pmax) [W] | 275 | 280 | 285 | 290 | 295 |
| Open Circuit Voltage(Voc) [V] | 37.95 | 38.14 | 38.31 | 38.48 | 38.65 |
| Maximum Power Voltage(Vmp) [V] | 31.22 | 31.47 | 31.71 | 31.91 | 32.14 |
| Short Circuit Current(Isc) [A] | 9.29 | 9.38 | 9.47 | 9.56 | 9.65 |
| Maximum Power Current(Imp) [A] | 8.81 | 8.90 | 8.99 | 9.09 | 9.18 |
| Module Efficiency [%] | 16.3 | 16.6 | 16.9 | 17.2 | 17.5 |
| Power Tolerance | 0~+5W | | | | |
| Temperature Coefficient of Isc(α_{Isc}) | +0.054%/C | | | | |
| Temperature Coefficient of Voc(β_{Voc}) | -0.300%/C | | | | |
| Temperature Coefficient of Pmax(γ_{Pmp}) | -0.370%/C | | | | |
| STC | Irradiance 1000W/m ² , cell temperature 25°C, AM1.5G | | | | |

Remark: Electrical data in this catalog do not refer to a single module and they are not part of the offer.They only serve for comparison among different module types.

ELECTRICAL PARAMETERS AT NOCT

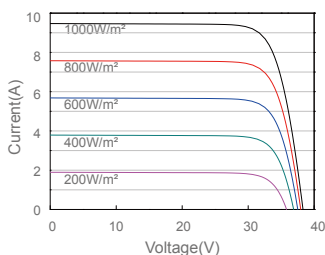
| TYPE | JAP60S10 -275/SC | JAP60S10 -280/SC | JAP60S10 -285/SC | JAP60S10 -290/SC | JAP60S10 -295/SC |
|--------------------------------|---|---------------------|---------------------|---------------------|---------------------|
| Rated Max Power(Pmax) [W] | 204 | 208 | 212 | 216 | 220 |
| Open Circuit Voltage(Voc) [V] | 36.75 | 36.90 | 37.05 | 37.23 | 37.40 |
| Max Power Voltage(Vmp) [V] | 29.39 | 29.59 | 29.78 | 29.96 | 30.14 |
| Short Circuit Current(Isc) [A] | 7.40 | 7.49 | 7.58 | 7.67 | 7.75 |
| Max Power Current(Imp) [A] | 6.94 | 7.03 | 7.12 | 7.21 | 7.30 |
| NOCT | Irradiance 800W/m ² , ambient temperature 20°C, wind speed 1m/s, AM1.5G | | | | |

OPERATING CONDITIONS

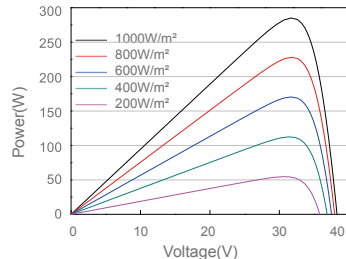
| | |
|---------------------------|---------------------|
| Maximum System Voltage | 1000V/1500V DC(IEC) |
| Operating Temperature | -40°C~+85°C |
| Maximum Series Fuse | 20A |
| Maximum Static Load,Front | 5400Pa |
| Maximum Static Load,Back | 2400Pa |
| NOCT | 45±2°C |
| Application Class | Class A |

CHARACTERISTICS

Current-Voltage Curve JAP60S10-285/SC



Power-Voltage Curve JAP60S10-285/SC



Current-Voltage Curve JAP60S10-285/SC

